

SWITCHING TYPE POWER SUPPLY APPLICATION.  
CONVERTER & CHOPPER APPLICATION.

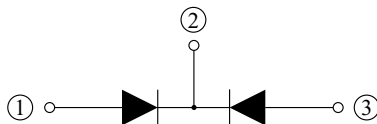
### FEATURES

- Average Output Rectified Current  
:  $I_O=10A$ .
- Repetitive Peak Reverse Voltage  
:  $V_{RRM}=200V$ .
- Fast Reverse Recovery Time :  $t_{rr}=35ns$ .

### MAXIMUM RATING (Ta=25 °C)

CHARACTERISTIC	SYMBOL	RATING	UNIT
Repetitive Peak Reverse Voltage	$V_{RRM}$	200	V
Average Output Rectified Current (Tc=118 °C) (Note)	$I_O$	10	A
Peak One Cycle Surge Forward Current (Non-Repetitive 60Hz)	$I_{FSM}$	100	A
Junction Temperature	$T_j$	-40 ~ 150	°C
Storage Temperature Range	$T_{stg}$	-55 ~ 150	°C

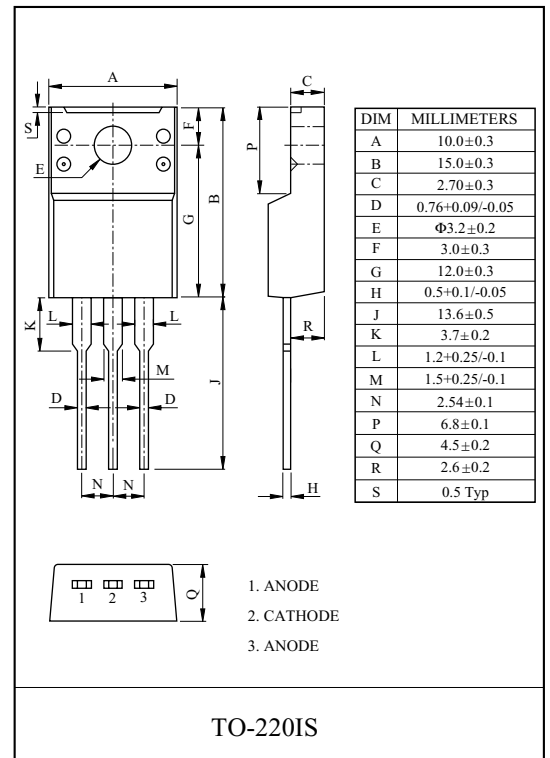
Note : average forward current of centertap full wave connection.



### ELECTRICAL CHARACTERISTICS (Ta=25 °C)

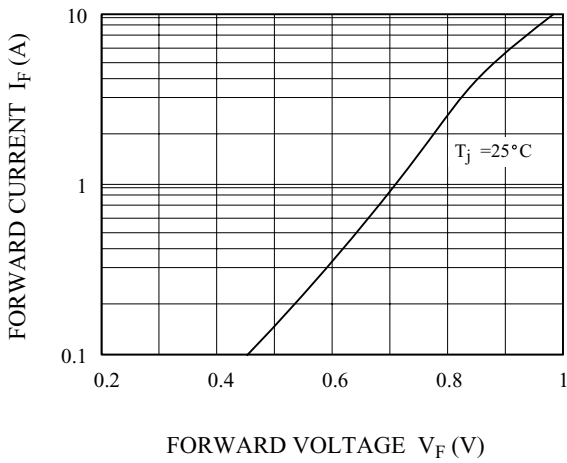
CHARACTERISTIC	SYMBOL	TEST CONDITION	MIN.	TYP.	MAX.	UNIT
Peak Forward Voltage (Note)	$V_{FM}$	$I_{FM}=5A$	-	-	0.95	V
Repetitive Peak Reverse Current (Note)	$I_{RRM}$	$V_{RRM}=\text{Rated}$	-	-	150	$\mu A$
Reverse Recovery Time (Note)	$t_{rr}$	$I_F=1.0A, di/dt=-30A/\mu s$	-	-	35	ns
Thermal Resistance (Note)	$R_{th(j-c)}$	Juction to Case	-	-	3	°C/W

Note : A value of one cell

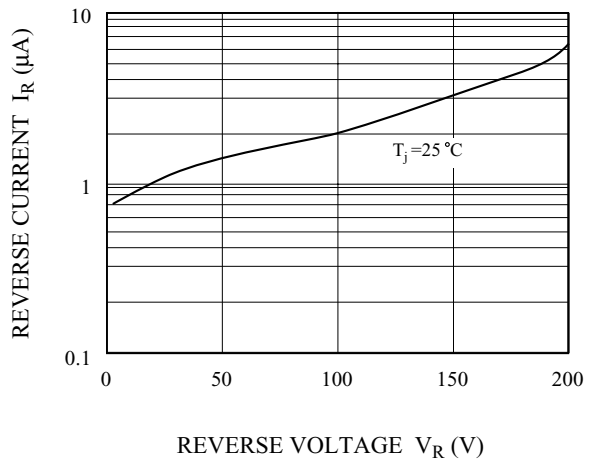


# MBRF10200CT

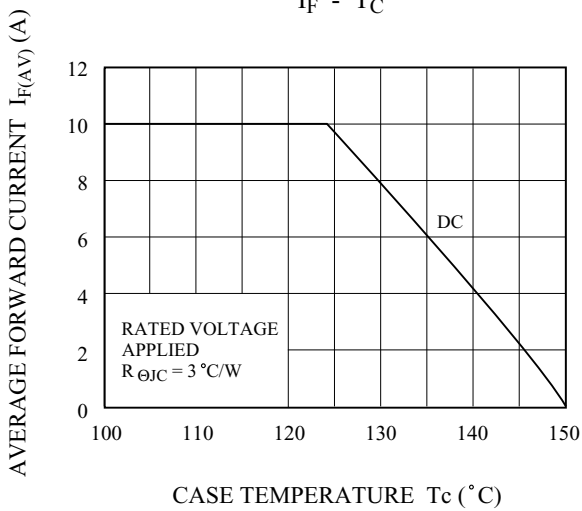
$I_F - V_F$



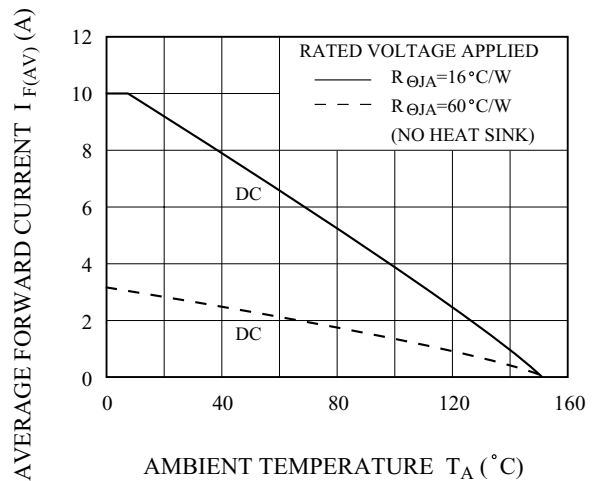
$I_R - V_R$



$I_F - T_C$



$I_F - T_A$



$P_{F(AV)} - I_{F(AV)}$

